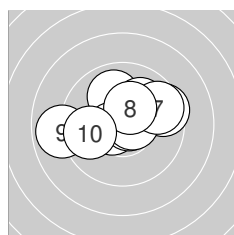
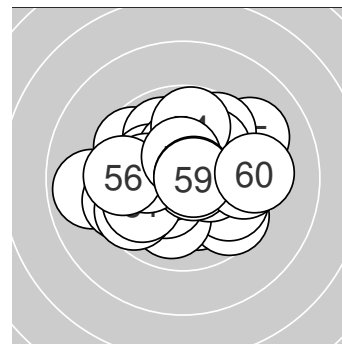


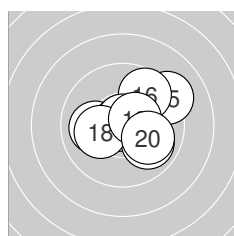
Ergebnis: **608.7** (580)
 Serien: 100.0 101.8 103.5 98.8 103.7 100.9
 Zähler: 41 18 1 0 0 0 0 0 0 0
 Innenezehner: 31
 Weitestе: 516 (9.), 443 (15.), 406 (60.)
 beste Teiler: 40.0 (17.), 42.0 (13.), 44.1 (21.)
 Trefferlage: 0.11 mm rechts, 0.23 mm hoch
 Streuwert: 1.64, horizontal: 1.97, vertikal: 1.23



Serie 1: 100.0 (95)

10.0 ↖	10.6* ↙	10.7* →	10.0 ↗	9.5 →
10.6* →	9.6 ↗	10.3* ↑	8.9 ←	9.8 ←

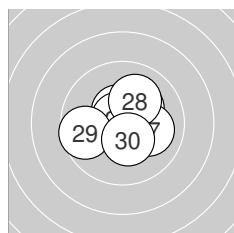
beste Teiler: 52.0 (3.), 83.2 (6.), 95.4 (2.)
 Trefferlage: 0.03 mm rechts, 0.64 mm hoch
 Streuwert: 1.98, horizontal: 2.57, vertikal: 1.09



Serie 2: 101.8 (97)

10.0 ←	10.7* ↗	10.8* ←	9.9 ↘	9.2 ↗
9.7 ↗	10.8* ↑	10.2* ←	10.5* ↗	10.0 ↘

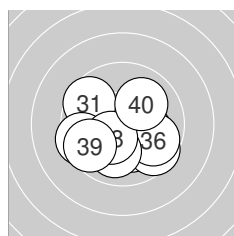
beste Teiler: 40.0 (17.), 42.0 (13.), 68.0 (12.)
 Trefferlage: 0.68 mm rechts, 0.30 mm hoch
 Streuwert: 1.64, horizontal: 1.90, vertikal: 1.32



Serie 3: 103.5 (99)

10.8* →	10.4* →	10.7* →	10.5* ↖	10.2* ↗
10.7* ↖	10.1 →	10.1 ↗	9.6 ←	10.4* ↘

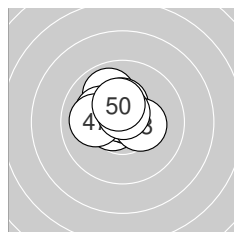
beste Teiler: 44.1 (21.), 55.8 (26.), 65.7 (23.)
 Trefferlage: 0.33 mm rechts, 0.22 mm hoch
 Streuwert: 1.25, horizontal: 1.46, vertikal: 1.00



Serie 4: 98.8 (95)

9.6 ↘	9.5 ←	10.2* ↘	10.2* →	9.6 ↘
9.8 ↘	10.0 ↓	10.3* ↗	9.6 ←	10.0 ↗

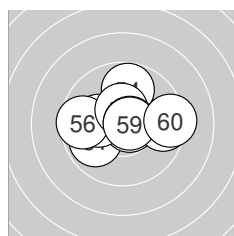
beste Teiler: 151.8 (38.), 196.9 (34.), 198.5 (33.)
 Trefferlage: 0.11 mm links, 0.88 mm tief
 Streuwert: 1.96, horizontal: 2.34, vertikal: 1.48



Serie 5: 103.7 (99)

10.6* ←	10.7* ↗	9.9 ↖	10.4* ↑	10.2* ↖
10.7* ↑	10.0 ←	10.3* →	10.6* ↑	10.3* ↑

beste Teiler: 54.0 (46.), 58.0 (42.), 77.4 (49.)
 Trefferlage: 0.45 mm links, 0.75 mm hoch
 Streuwert: 0.97, horizontal: 1.11, vertikal: 0.81



Serie 6: 100.9 (95)

9.9 ↙	10.7* →	9.6 →	9.8 ↑	10.1 ←
9.6 ←	10.5* ↑	10.7* →	10.7* →	9.3 →

beste Teiler: 60.1 (59.), 60.8 (52.), 61.9 (58.)
 Trefferlage: 0.18 mm rechts, 0.34 mm hoch
 Streuwert: 1.84, horizontal: 2.36, vertikal: 1.10

