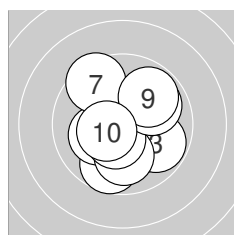
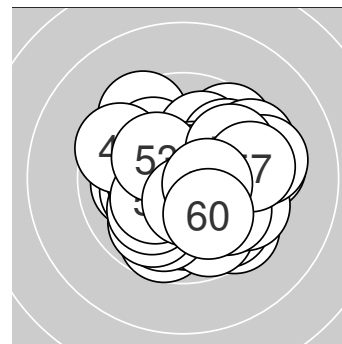


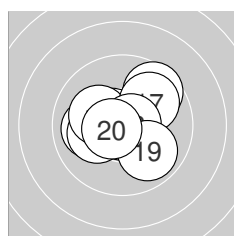
Ergebnis: **609.1** (578)
 Serien: 99.9 102.5 100.6 102.8 101.8 101.5
 Zähler: 38 22 0 0 0 0 0 0 0 0
 Innenezehner: 30
 Weitest: 407 (54.), 392 (36.), 375 (43.)
 beste Teiler: 22.0 (44.), 29.6 (34.), 39.6 (11.)
 Trefferlage: 0.42 mm rechts, 0.19 mm tief
 Streuwert: 1.57, horizontal: 1.72, vertikal: 1.42



Serie 1: 99.9 (95)

9.7 ↓	10.1 ↘	9.8 ↘	10.2* ←	10.0 ↓
10.5* ↓	9.5 ↖	9.9 ↗	9.8 ↗	10.4* ←

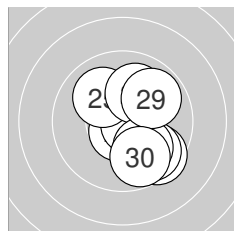
beste Teiler: 120.7 (6.), 129.4 (10.), 197.8 (4.)
 Trefferlage: 0.17 mm rechts, 0.38 mm tief
 Streuwert: 1.83, horizontal: 1.72, vertikal: 1.94



Serie 2: 102.5 (97)

10.8* ↓	10.6* ↖	10.0 ←	9.6 ↗	10.2* ←
10.2* ↖	9.9 ↗	10.7* →	9.9 ↘	10.6* ←

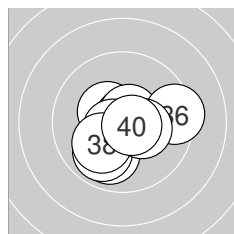
beste Teiler: 39.6 (11.), 63.7 (18.), 85.3 (20.)
 Trefferlage: 0.08 mm links, 0.21 mm hoch
 Streuwert: 1.49, horizontal: 1.71, vertikal: 1.23



Serie 3: 100.6 (96)

10.4* ↑	9.5 ↘	10.6* ↓	10.7* ↘	10.0 ↖
10.0 ↑	9.7 ↘	10.0 ↘	9.9 ↗	9.8 ↘

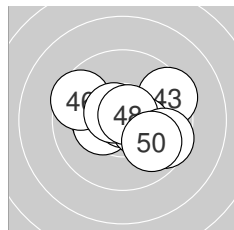
beste Teiler: 65.5 (24.), 79.1 (23.), 126.0 (21.)
 Trefferlage: 0.96 mm rechts, 0.34 mm tief
 Streuwert: 1.62, horizontal: 1.25, vertikal: 1.92



Serie 4: 102.8 (97)

9.9 ↓	9.9 ↓	10.4* ↖	10.8* ↗	10.7* ↗
9.4 →	10.6* ↗	10.1 ↓	10.3* ↘	10.7* ↘

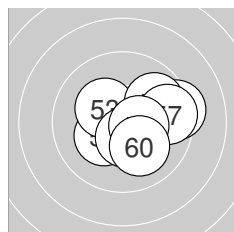
beste Teiler: 29.6 (34.), 72.1 (40.), 74.5 (35.)
 Trefferlage: 0.08 mm rechts, 0.51 mm tief
 Streuwert: 1.44, horizontal: 1.67, vertikal: 1.16



Serie 5: 101.8 (96)

10.3* ←	10.3* ←	9.5 ↗	10.9* ↗	10.4* ↘
9.6 ↖	10.6* ↖	10.7* ↗	9.6 ↘	9.9 ↘

beste Teiler: 22.0 (44.), 55.8 (48.), 84.5 (47.)
 Trefferlage: 0.36 mm rechts, 0.06 mm hoch
 Streuwert: 1.69, horizontal: 2.14, vertikal: 1.07



Serie 6: 101.5 (97)

10.7* ↓	10.3* ↗	10.3* ↖	9.3 →	10.4* ↘
9.8 ↗	9.6 →	10.5* ↓	10.5* →	10.1 ↘

beste Teiler: 55.0 (51.), 115.9 (58.), 124.1 (59.)
 Trefferlage: 1.07 mm rechts, 0.18 mm tief
 Streuwert: 1.49, horizontal: 1.79, vertikal: 1.10

