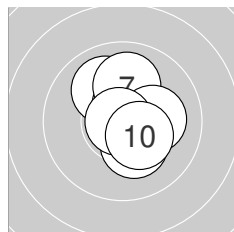
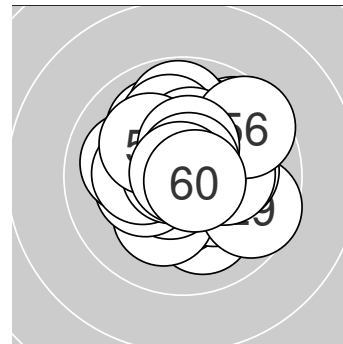


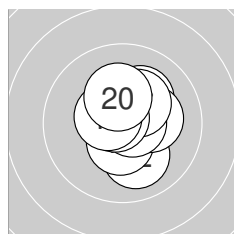
Ergebnis: **623.4** (596)
 Serien: 104.3 104.2 103.1 103.8 104.2 103.8
 Zähler: 56 4 0 0 0 0 0 0 0 0
 Innenzehner: 48
 Weitestе: 345 (56.), 329 (29.), 307 (27.)
 beste Teiler: 19.2 (59.), 22.1 (4.), 24.0 (9.)
 Trefferlage: 0.32 mm rechts, 0.49 mm hoch
 Streuwert: 1.07, horizontal: 1.09, vertikal: 1.06



Serie 1: 104.3 (100)

10.0 ↘	10.3* ↘	10.5* →	10.9* →	10.6* ↑
10.5* ↑	10.0 ↑	10.2* →	10.9* ←	10.4* ↘

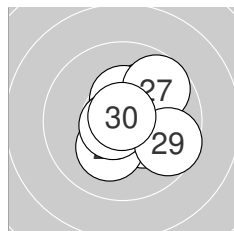
beste Teiler: 22.1 (4.), 24.0 (9.), 83.9 (5.)
 Trefferlage: 0.44 mm rechts, 0.35 mm hoch
 Streuwert: 1.04, horizontal: 0.84, vertikal: 1.21



Serie 2: 104.2 (100)

10.7* →	10.1 ↘	10.5* ↓	10.2* ↗	10.2* →
10.7* →	10.3* ↗	10.7* ↘	10.5* ↖	10.3* ↑

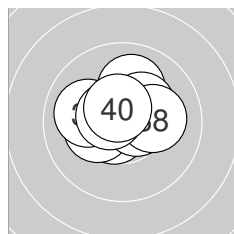
beste Teiler: 58.8 (18.), 66.0 (16.), 68.1 (11.)
 Trefferlage: 0.42 mm rechts, 0.24 mm hoch
 Streuwert: 1.04, horizontal: 0.86, vertikal: 1.19



Serie 3: 103.1 (98)

10.8* ↑	10.3* ↘	10.1 ↗	10.5* →	10.2* ↙
10.4* ↑	9.7 ↗	10.7* ←	9.6 →	10.8* ↑

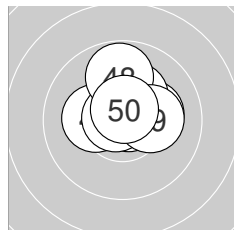
beste Teiler: 31.4 (30.), 43.0 (21.), 70.2 (28.)
 Trefferlage: 0.75 mm rechts, 0.19 mm hoch
 Streuwert: 1.26, horizontal: 1.24, vertikal: 1.27



Serie 4: 103.8 (100)

10.6* ←	10.6* ↗	10.0 ↑	10.3* ↗	10.3* ←
10.0 ←	10.6* →	10.2* →	10.6* ↖	10.6* ↑

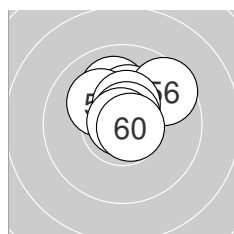
beste Teiler: 77.1 (32.), 79.0 (31.), 93.0 (37.)
 Trefferlage: 0.17 mm links, 0.45 mm hoch
 Streuwert: 1.11, horizontal: 1.34, vertikal: 0.81



Serie 5: 104.2 (99)

10.5* ←	10.2* →	10.3* ↗	10.2* ←	10.7* ↗
10.8* →	10.8* ↖	9.8 ↑	10.2* →	10.7* ↑

beste Teiler: 43.0 (46.), 48.3 (47.), 59.6 (45.)
 Trefferlage: 0.19 mm rechts, 0.66 mm hoch
 Streuwert: 1.02, horizontal: 1.14, vertikal: 0.89



Serie 6: 103.8 (99)

10.0 ↑	10.8* →	10.3* ↗	10.3* ↑	10.1 ↘
9.6 ↗	10.4* ↑	10.7* ↗	10.9* ↘	10.7* →

beste Teiler: 19.2 (59.), 40.0 (52.), 56.0 (60.)
 Trefferlage: 0.27 mm rechts, 1.07 mm hoch
 Streuwert: 0.97, horizontal: 1.05, vertikal: 0.89

