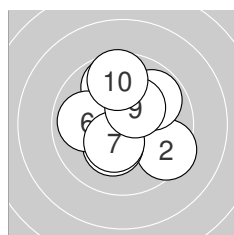
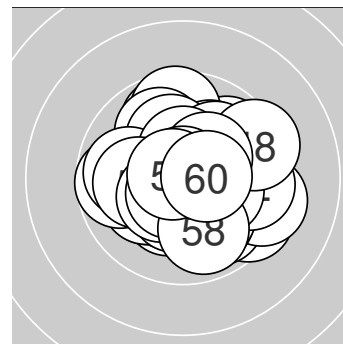


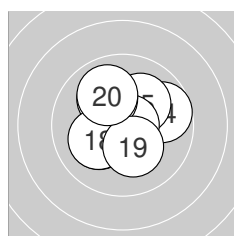
Ergebnis: **615.2** (587)
 Serien: 100.0 102.0 103.5 103.1 102.2 104.4
 Zähler: 47 13 0 0 0 0 0 0 0 0
 Innenezehner: 34
 Weitestе: 404 (34.), 387 (48.), 373 (2.)
 beste Teiler: 23.7 (50.), 24.0 (45.), 26.9 (30.)
 Trefferlage: 0.22 mm rechts, 0.06 mm hoch
 Streuwert: 1.41, horizontal: 1.51, vertikal: 1.31



Serie 1: 100.0 (95)

10.3* →	9.5 ↘	9.8 ↑	10.3* ↓	10.1 ↑
9.9 ←	10.4* ↓	9.8 ↗	10.3* ↗	9.6 ↑

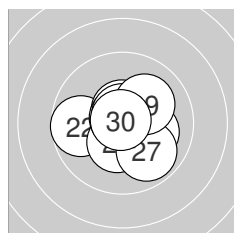
beste Teiler: 144.4 (7.), 155.0 (9.), 171.3 (1.)
 Trefferlage: 0.26 mm rechts, 0.72 mm hoch
 Streuwert: 1.77, horizontal: 1.70, vertikal: 1.83



Serie 2: 102.0 (99)

10.1 ←	10.5* →	10.4* ↑	9.7 →	10.1 ↗
10.8* →	10.1 ↘	10.1 ←	10.2* ↘	10.0 ↘

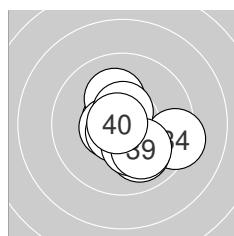
beste Teiler: 46.0 (16.), 109.7 (12.), 139.2 (13.)
 Trefferlage: 0.07 mm rechts, 0.48 mm hoch
 Streuwert: 1.44, horizontal: 1.52, vertikal: 1.35



Serie 3: 103.5 (98)

10.4* ←	9.7 ←	10.6* ↑	10.4* ↓	10.1 →
10.8* ↘	9.9 ↘	10.7* ↑	10.1 ↗	10.8* ↘

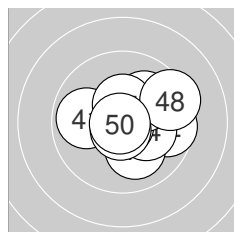
beste Teiler: 26.9 (30.), 45.6 (26.), 67.1 (28.)
 Trefferlage: 0.01 mm rechts, 0.09 mm tief
 Streuwert: 1.31, horizontal: 1.52, vertikal: 1.06



Serie 4: 103.1 (99)

10.6* ↘	10.2* ↑	10.6* ←	9.3 →	10.6* ↑
10.7* ↗	10.0 ↘	10.3* ↘	10.0 ↘	10.8* ←

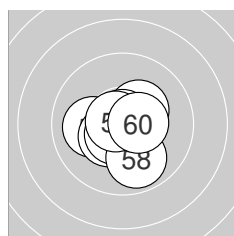
beste Teiler: 40.4 (40.), 75.8 (36.), 83.6 (31.)
 Trefferlage: 0.39 mm rechts, 0.40 mm tief
 Streuwert: 1.38, horizontal: 1.48, vertikal: 1.26



Serie 5: 102.2 (97)

9.9 ←	9.6 →	10.1 ↘	10.2* →	10.9* ↓
10.1 ↗	10.4* ↑	9.4 ↗	10.7* ↓	10.9* ↗

beste Teiler: 23.7 (50.), 24.0 (45.), 58.9 (49.)
 Trefferlage: 0.81 mm rechts, 0.09 mm hoch
 Streuwert: 1.52, horizontal: 1.83, vertikal: 1.13



Serie 6: 104.4 (99)

10.3* ↗	10.6* ↓	10.5* ←	10.8* ↑	10.1 ←
10.4* ↗	10.6* ↗	9.9 ↘	10.7* ←	10.5* →

beste Teiler: 31.0 (54.), 54.4 (59.), 87.0 (52.)
 Trefferlage: 0.21 mm links, 0.39 mm tief
 Streuwert: 1.02, horizontal: 1.10, vertikal: 0.95

